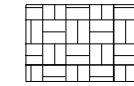



Any Residential Street


LEGEND



Truncated Dome Surface



Proposed Concrete



Curb & Gutter



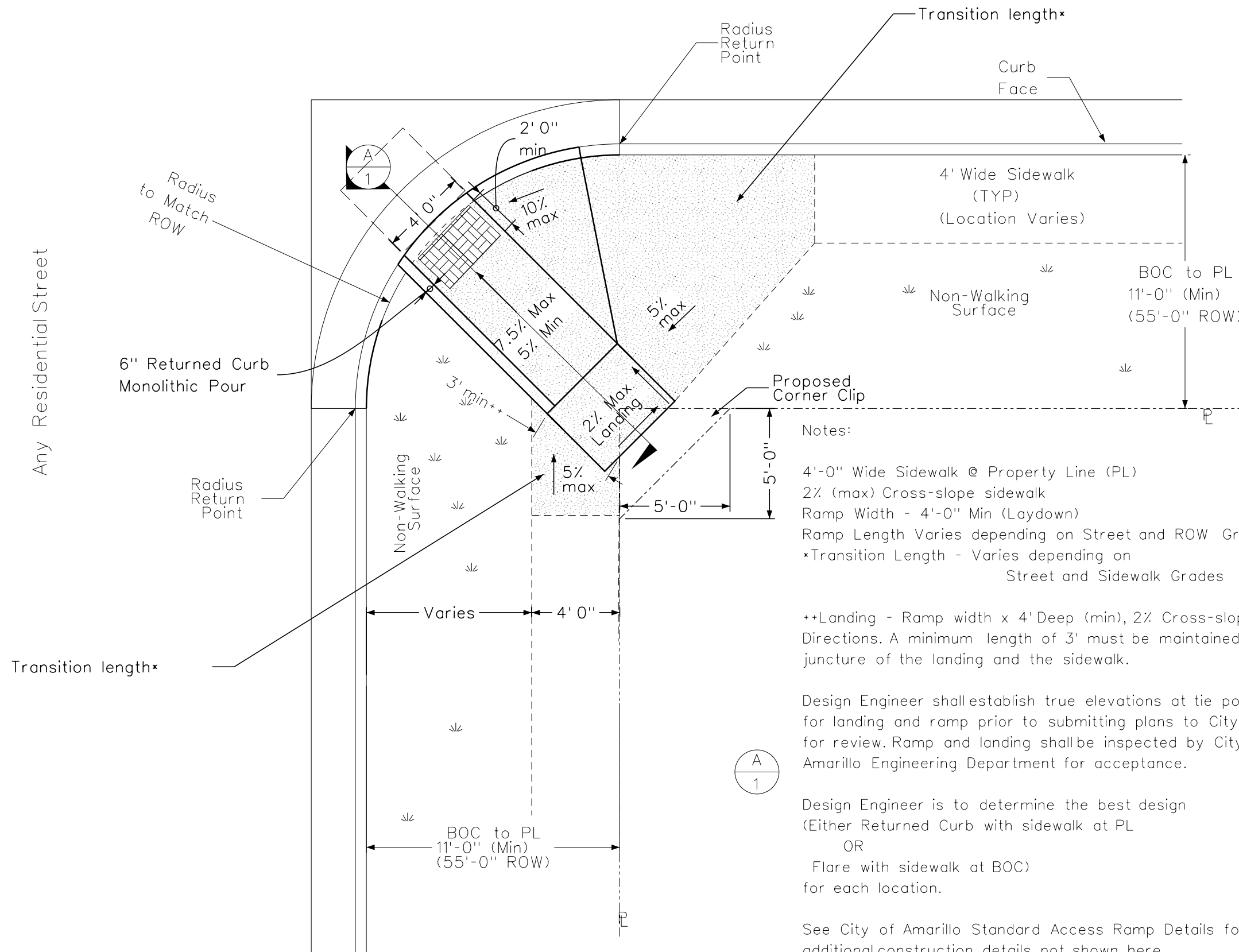
Residential Sidewalk  
(4' Wide Min)



Property Line



Non-Walking Surface



Notes:

- 4'-0" Wide Sidewalk @ Property Line (PL)
- 2% (max) Cross-slope sidewalk
- Ramp Width - 4'-0" Min (Laydown)
- Ramp Length Varies depending on Street and ROW Grades.
- \*Transition Length - Varies depending on Street and Sidewalk Grades

++Landing - Ramp width x 4' Deep (min), 2% Cross-slope (max) all Directions. A minimum length of 3' must be maintained at the juncture of the landing and the sidewalk.

Design Engineer shall establish true elevations at tie points for landing and ramp prior to submitting plans to City Engineer for review. Ramp and landing shall be inspected by City of Amarillo Engineering Department for acceptance.

Design Engineer is to determine the best design (Either Returned Curb with sidewalk at PL OR Flare with sidewalk at BOC) for each location.


See City of Amarillo Standard Access Ramp Details for all additional construction details not shown here.

See City of Amarillo Typical Residential Paving Sections for ROW Widths.

11'-6" (min) ROW width shall be required with marked crosswalks.

1	Modify Landing	10/13/14
NO.	REVISION	DATE

Residential /  
Residential  
Intersections  
ONLY



ADA Standard  
for  
New Residential  
Intersections

DRAWN BY:	rlh
DESIGNED BY:	rlh
PATH:	
HORZ. SCALE	1" = 5'
VERT. SCALE	9/27/2011
JOB NO.	SHEET
	1